

# The Bradbourne

Distinctive eyebrow twin door lights give the Bradbourne a delightful individual look, evocative of the Georgian era. Choose a glass style that makes the most of this feature to really make your door stand out.



## Glazing styles available




**Bevel Diamond† (L)**  
Double-glazed  
Available in Clear, Red,  
Blue, Green and Black



**Diamond† (L)**  
Double-glazed  
Available in Clear, Red,  
Blue, Green and Black



**Diamond  
Classic (S)**  
Triple-glazed



**Eos†**  
Double-glazed  
Available in Red, Blue,  
Green and Black




**Lattice† (L)**  
Double-glazed



**Mene†**  
Double-glazed




**Spirit† (L)**  
Double-glazed  
Available in Clear, Red,  
Blue, Green and Black



**Standard**  
Double-glazed  
14 choices of backing  
glass. See page 21



**Block Lead**  
Double-glazed



**Murano†**  
Double-glazed  
Available in Red (with Yellow  
insert), Blue (with light Blue  
insert), Green (with light  
Green insert) and Black (with  
Black insert)

**NEW**

† These glass styles are supplied with a choice of backing glass. Please see page 21 for these options.  
The door shown features Diamond Classic glass and is finished in Anthracite Grey with Satin Silver door furniture.